

# Danvers Desperados

## Wednesday Fun

May 1, 2024

# Stage One

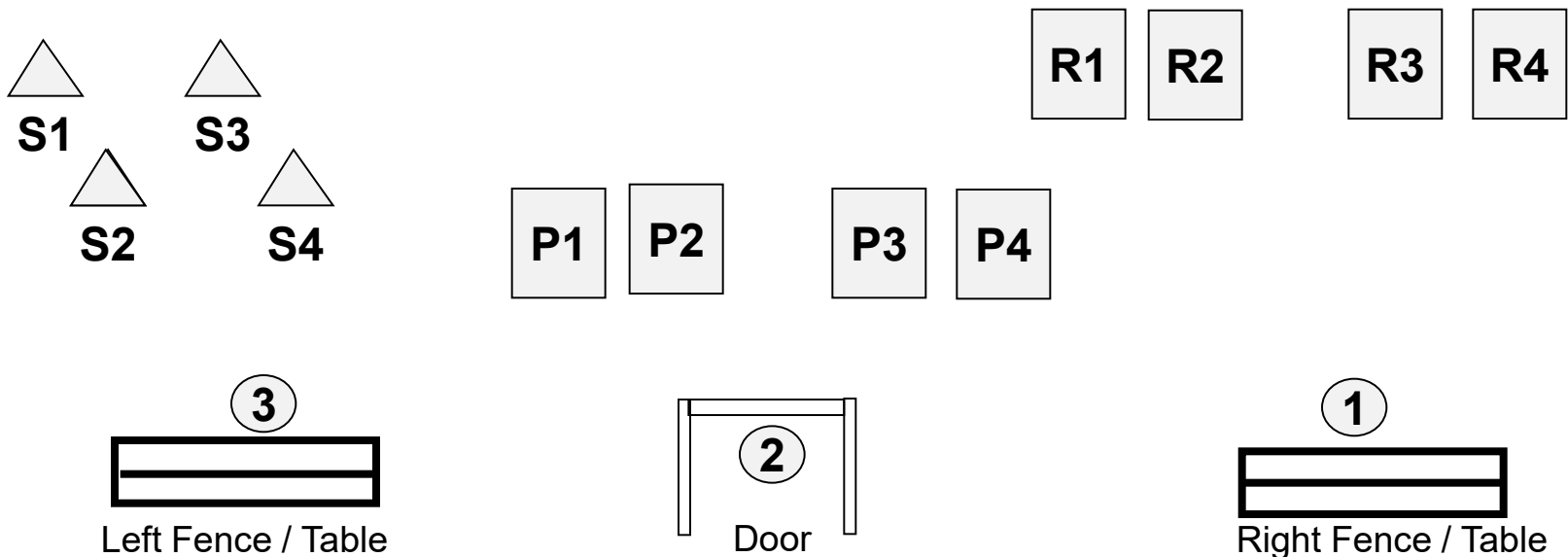
10 Pistol, 10 Rifle (in hand), 4+ Shotgun (Staged in left window)

Start standing at the right fence/table with your rifle in hand. When ready say: "The day when even coffee needs a coffee."

At the beep engage the rifle targets in a 3-2-2-3 sweep. Make your rifle safe.

Move to the doorway and with your pistols, engage the pistol targets in the same order as the rifle. Make your pistols safe.

Move to the left fence/table and engage the 4 shotgun targets in any order until down.



# Stage Two

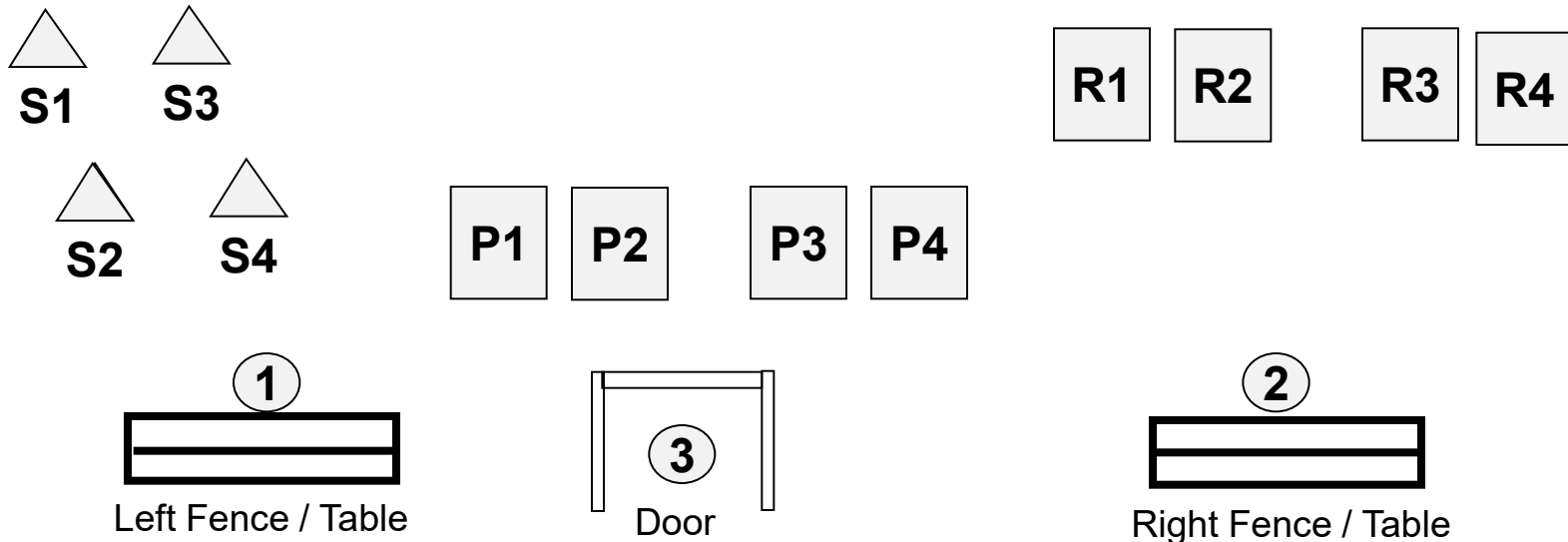
10 Rifle (Staged in right window), 10 Pistol, 4+ Shotgun (staged in the left window)

Start standing in the left fence / table with your hands on your hat. When ready say: "Still not Friday."

At the beep, engage the 4 shotgun targets in any order until down. Make your shotgun safe.

Move to the right fence / table, retrieve your rifle and engage the rifle targets in a continuous Nevada Sweep. Make your rifle safe.

Move to doorway and engage the pistol targets in the same order as the rifle.



# Stage Three

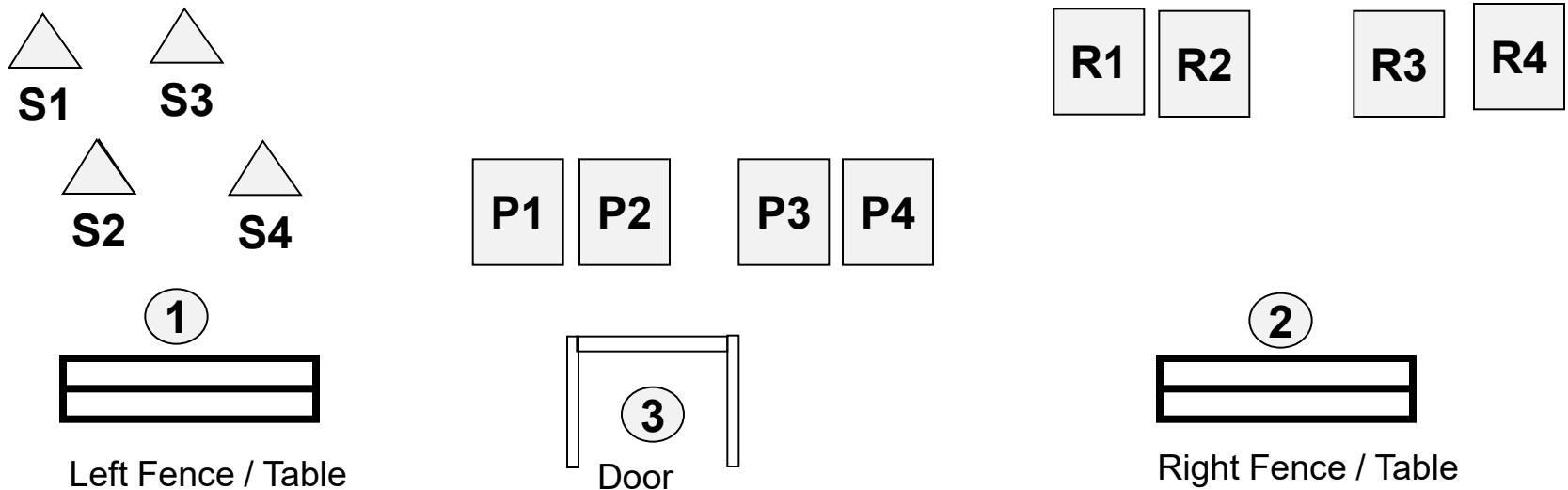
10 Rifle (Staged in right window), 10 Pistol, 4 + Shotgun (in hand)

Start standing in the left fence / table with your shotgun in both hands. When ready say: "It's all down hill until the weekend."

At the beep, engage shotgun targets in any order until down. Make your shotgun safe.

Move to the right fence / table and engage the Rifle Targets in the following order:  
1-1-1-1-2 and then 4-4-4-4-3 Make your rifle safe.

Move to the doorway and, with your pistols engage the Pistol Targets in the same order as the rifle.



# Stage Four

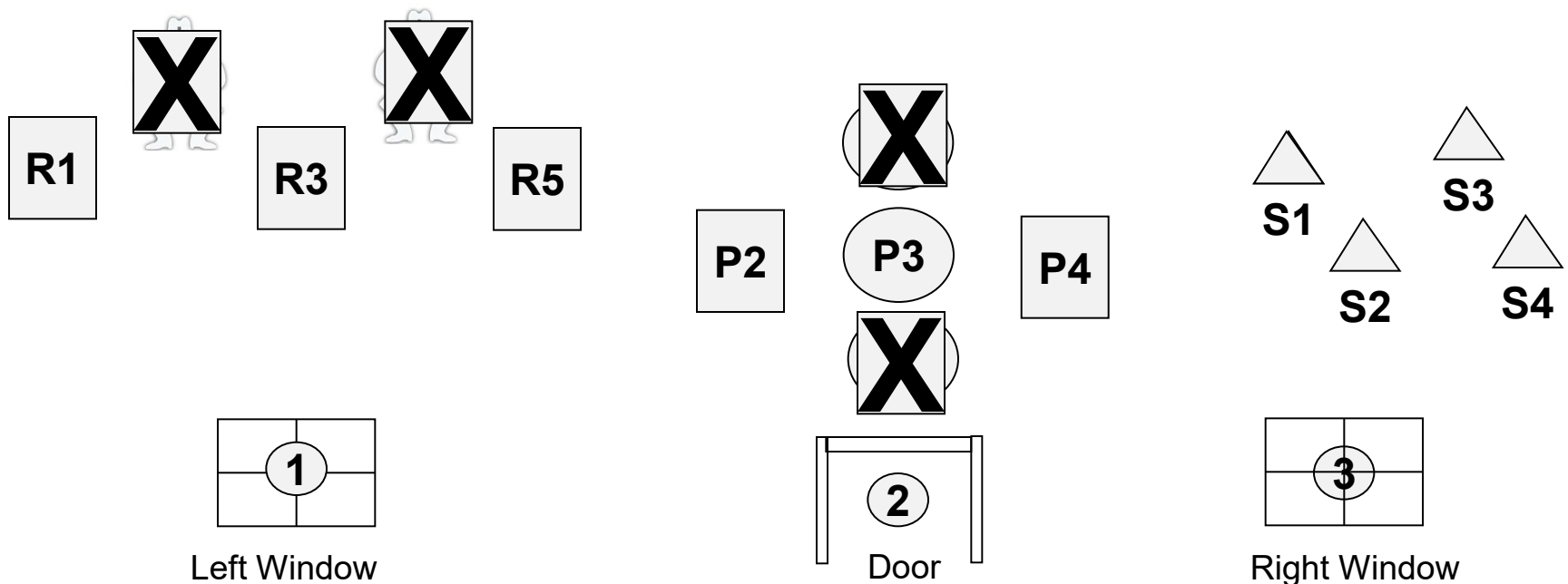
10 Rifle staged in left window), 10 Pistol, 4+ Shotgun (Staged in right window)

Start standing in the left window with your hands at low surrender. When ready say: "You can practically see the weekend from here."

At the beep, engage the square rifle targets in a double tap Nevada Sweep on the squares. Make your rifle safe.

Move to the doorway and engage pistol targets in the same order as your rifle using the three horizontal targets. Make your pistols safe.

Move to the right window and engage the shotgun targets in any order until down.



# Stage Five

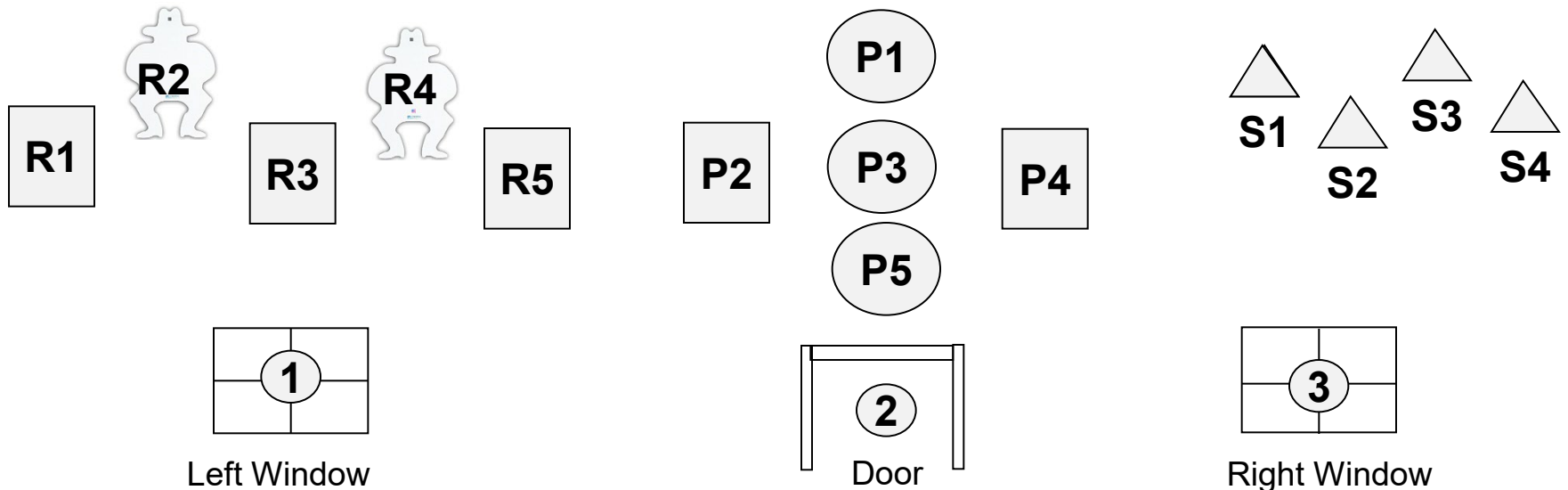
10 Rifle (staged in left window), 10 Pistol, 4+ Shotgun (Staged in right window)

Start standing in the left window with your hands on the table. When ready say: "Why is Wednesday spelled like that?"

At the beep, engage the rifle targets as follows: 2-2-4-4-1-1-3-3-5-5 and repeat. Make your rifle safe.

Move to the doorway and engage pistol targets as follows: 2-2-4-4-1-1-3-3-5-5. Make your pistols safe.

Move to the right window and engage the shotgun targets in any order until down.



# Stage Six

10 Rifle staged in left window), 10 Pistol, 4+ Shotgun (Staged in right window)

Start standing in the doorway with your hands on your belt buckle. When ready say: "I'd rather be drinking coffee on my unicorn."

At the beep, engage the pistol targets in two clockwise sweeps from the top, ending in the center (1-4-5-2-3). Make your pistols safe.

Move to the left window and engage rifle targets in two single tap sweeps from the left. Make your rifle safe.

Move to the right window and engage the shotgun targets in any order until down.

