

Danvers Desperados

Festus

June 15, 2024

Stage One

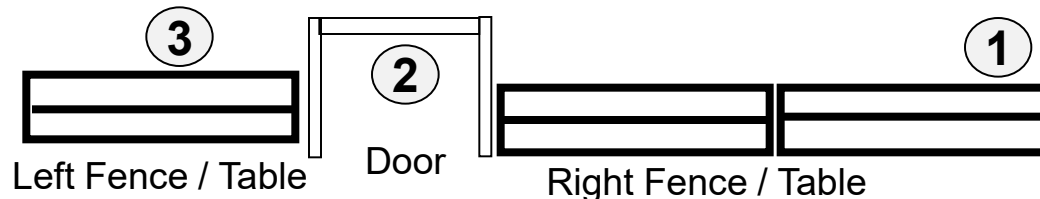
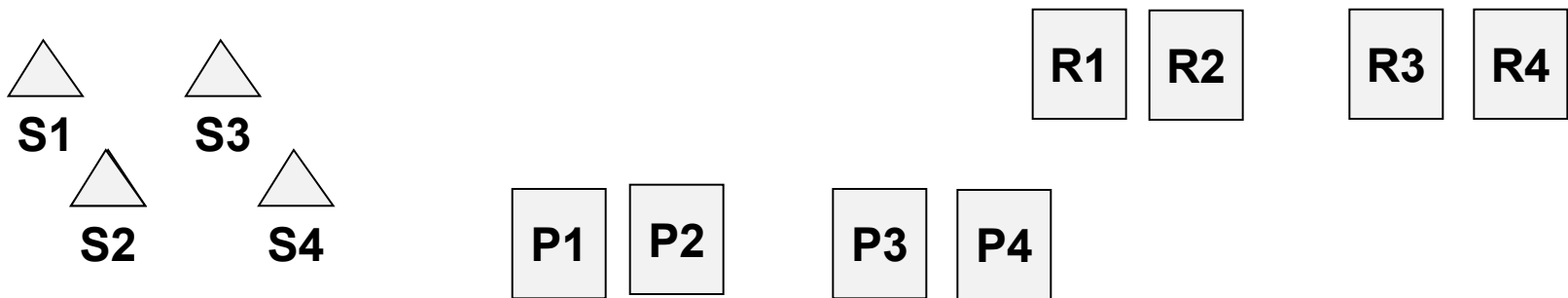
10 Pistol, 10 Rifle (in hand), 4+ Shotgun (Staged on the mat at Pos. 3)

Start standing at the far end of the right fence/table (Pos. 1) with your rifle in hand. When ready say: "You act like my foot's asleep."

At the beep engage the rifle targets in a 1-4-4-1 sweep. Make your rifle safe.

Move to the doorway and with your pistols, engage the pistol targets in the same order as the rifle. Make your pistols safe.

Move to the mat at Position 3 and engage the 4 shotgun targets in any order until down.



Stage Two

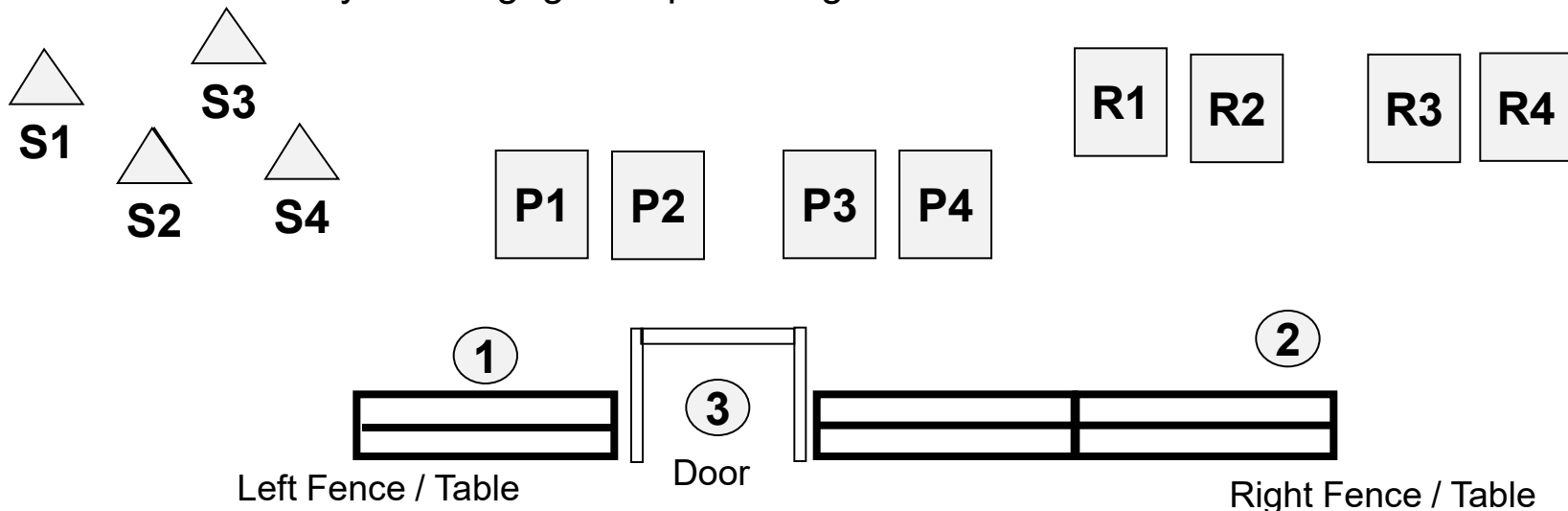
10 Rifle (Staged on the mat at Pos. 2), 10 Pistol, 4+ Shotgun (staged on the mat at Pos. 1)

Start standing behind the mat at pos. 1 with your hands on your hat. When ready say: "This here will grow hair on your elbows."

At the beep, engage the 4 shotgun targets in any order until down. Make your shotgun safe.

Move to the far end of the right fence / table (Pos. 2), retrieve your rifle and engage the rifle targets in a continuous Nevada Sweep – double tapping the ends (1-1-2-3-4-4-3-2-1-1) Make your rifle safe.

Move to doorway and engage the pistol targets in the same order as the rifle.



Stage Three

10 Rifle (Staged on the mat at Pos. 2), 10 Pistol, 4 + Shotgun (in hand)

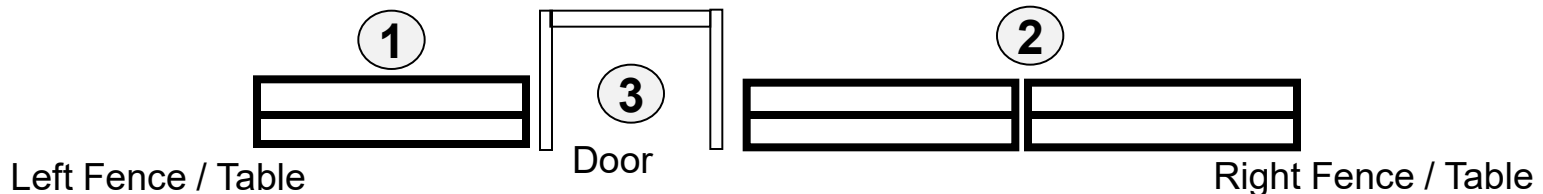
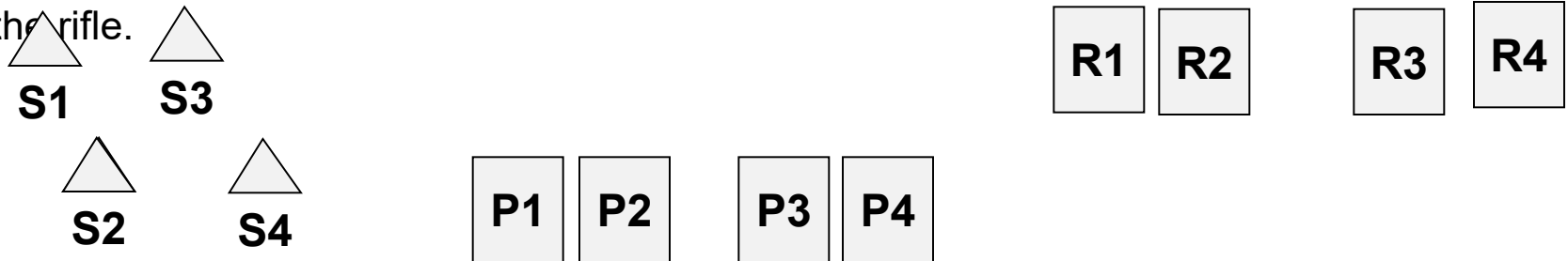
Start standing behind the mat on the left table (Pos. 1) with your shotgun in both hands. When ready say: "Flatter than a snake through a wringer."

At the beep, engage shotgun targets in any order until down. Make your shotgun safe.

Move to the mat at Pos. 2 (middle of the right table) and engage the Rifle Targets in a 2-3-3-2 sweep.

Make your rifle safe.

Move to the doorway and, with your pistols engage the Pistol Targets in the same order as the rifle.



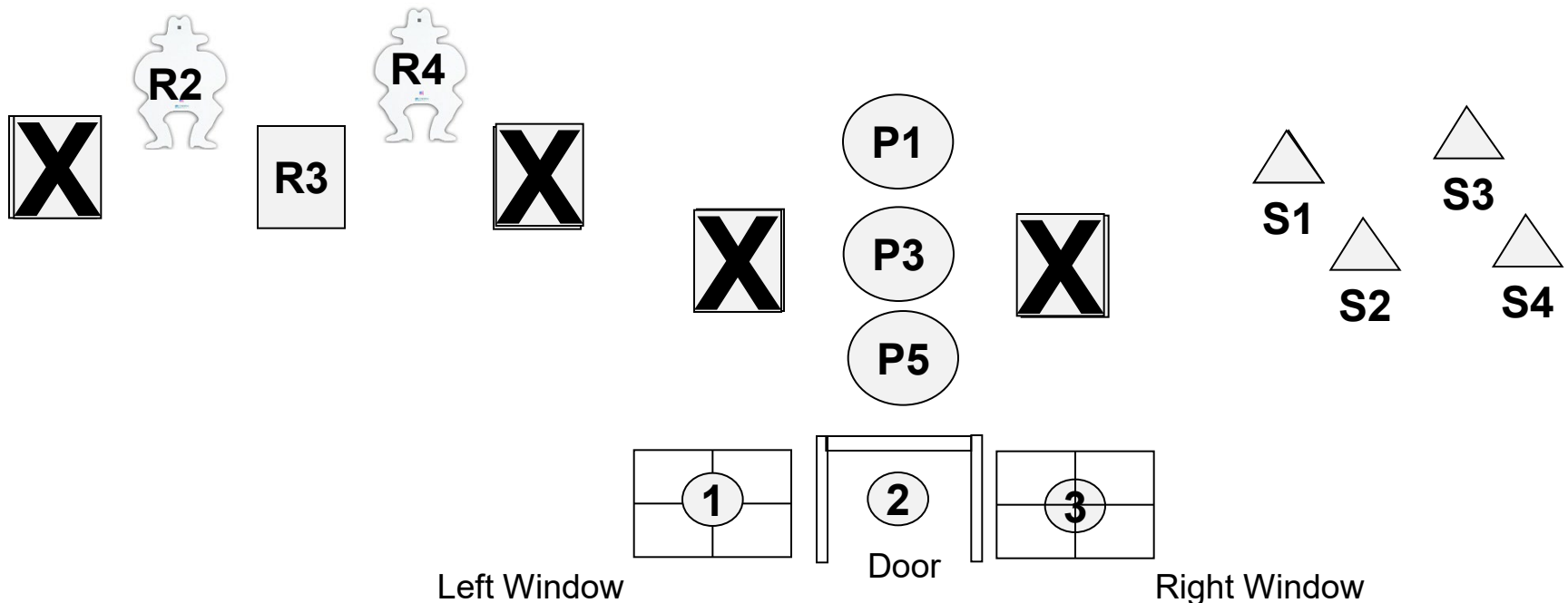
Stage Four

10 Rifle staged in left window), 10 Pistol, 4+ Shotgun (Staged in right window)
Start standing in the left window with your hands at low surrender. When ready say:
“Sincere as a \$5.00 funeral.”

At the beep, engage the middle rifle targets in a double tap Nevada Sweep. Make your rifle safe.

Move to the doorway and engage pistol targets in a vertical double tap Nevada Sweep **FROM THE BOTTOM**. Make your pistols safe.

Move to the right window and engage the shotgun targets in any order until down.



Stage Five

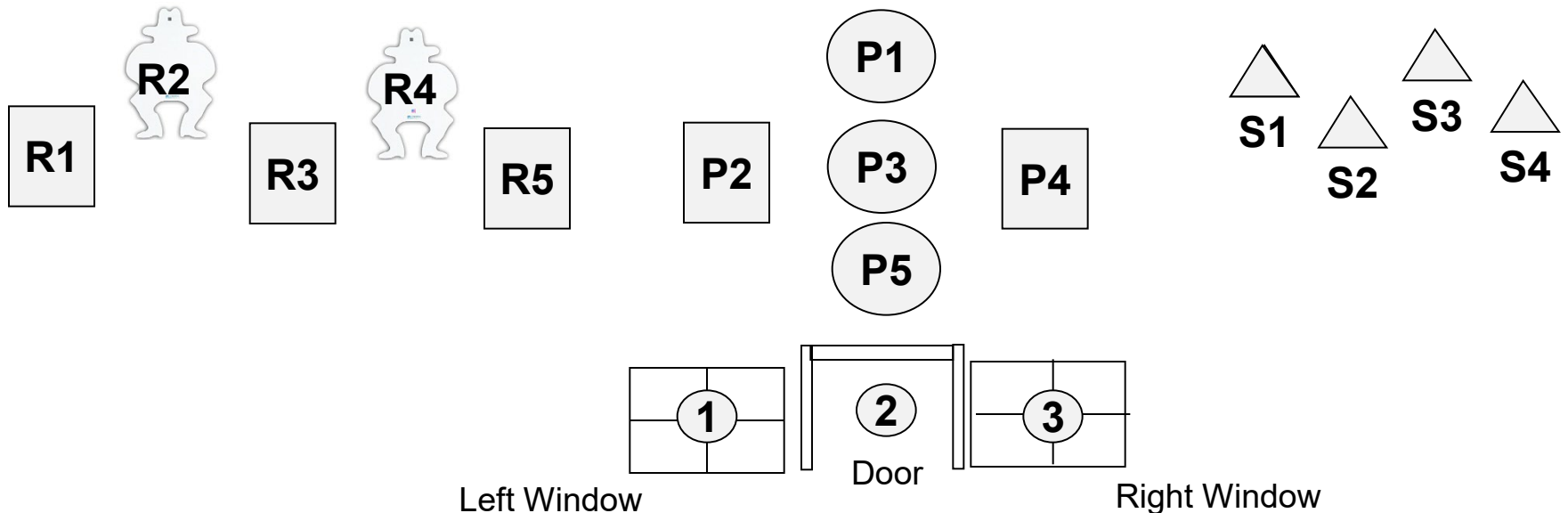
10 Rifle (staged in left window), 10 Pistol, 4+ Shotgun (Staged in right window)

Start standing in the left window with your hands on the table. When ready say: "That don't hurt a particle."

At the beep, engage the rifle targets in a double tap sweep. Make your rifle safe.

Move to the doorway and engage pistol targets as follows: 1-3-5-3-1-2-3-4-3-2. Make your pistols safe.

Move to the right window and engage the shotgun targets in any order until down.



Stage Six

10 Rifle (Staged in left window), 10 Pistol, 4+ Shotgun (Staged in right window)

Start standing in the doorway with your hands on your belt buckle. When ready say
“Hold your taters.”

At the beep, engage the pistol targets in the following order: 2-3-4-1-5 and repeat. Make your pistols safe.

Move to the left window and engage rifle targets in two single tap sweeps from the left. Make your rifle safe.

Move to the right window and engage the shotgun targets in any order until down.

